



Day of Your Field Trip

INFORMATION SHEET

Thank you for choosing the Los Angeles Zoo! We look forward to welcoming your class. Please print and have the information below ready upon arrival to **expedite your check-in process**.

RESERVATION TIME

My check-in time at the Zoo, as listed on my confirmation letter, is: _____

Please note that your group will not be permitted to enter the bus drop-off area until the time listed on your confirmation.

HEADCOUNT

DO THIS THE MORNING OF YOUR TRIP

Number of **students** present: _____

Number of **chaperones** present: _____

LUNCHES

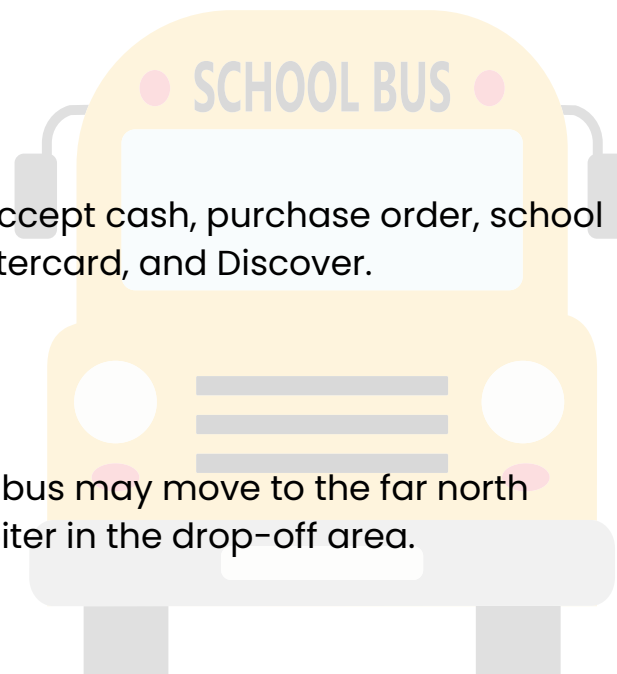
The Zoo **does not** have lunch storage facilities. We suggest that each student carries their own lunches. Please refer to the map in this Teacher Guide to see some of our suggested lunch spots.

PAYMENT

Please have your payment ready upon arrival. We accept cash, purchase order, school district checks, and credit cards including VISA, Mastercard, and Discover.

BUS PARKING

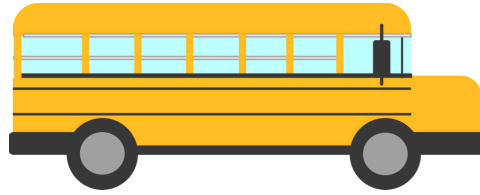
Once your students and lunches are unloaded your bus may move to the far north area of the parking lot. Buses are not permitted to loiter in the drop-off area.





Los Angeles
ZOO

Los Angeles Zoo Field Trip Information



Thank you for choosing the Los Angeles Zoo for your field trip. The L.A. Zoo strives to make your trip enjoyable. To improve your field trip experience, please be aware of the information listed in this document and be sure to share this information with all other teachers and chaperones attending this field trip.

Zoo Address

5333 Zoo Drive
Los Angeles, CA 90027

Contact Information

Email: lazoo.reservations@lacity.org
Phone: (323) 644-4211 x 1

Pricing Information*

**Prices subject to change without notice.*

The following rates require reservations.

LAUSD & Head Start

Students: Free
1 chaperone per every 10 students in attendance: Free
Additional chaperones: \$5.00

School Rate

(Districts other than LAUSD & private schools)

Students: \$3.00
1 chaperone per every 10 students in attendance: Free
Additional chaperones: \$5.00

University/College

(No free chaperones/teachers)
Students & Teachers: \$5.00

City of L.A. Recreation & Parks

Contact the Zoo's reservations office for details

The following rates do not require reservations.

Group Rate

(15 or more tickets in one transaction)

Adult: \$24.00
Child: \$21.00

General Admission

Adult: \$27.00
Child: \$22.00



Before Your Visit

Please make sure the date, time, and program choice reserved are listed correctly on your confirmation letter. If any of the information is incorrect, contact the Zoo Reservations Office immediately.

Arrival

- The entire group must arrive ON TIME to qualify for the discounted rate.
- Late arrivals will be charged the regular price.

Payment

- Payment must be presented on the day of your visit.
- The following forms of payment are acceptable:
 - School check with photo I.D. and payable to the Dept. of the Zoo
 - No personal checks are accepted.
 - Cash
 - Credit Card (MC, Visa, or Discover)
 - Purchase order
 - Purchase orders must be signed to be valid by the school/district accounting office)
- A government issued photo ID is required for checks and credit cards.
- If a group leader is using a school credit card (cardholder not present), a letter of authorization along with a copy of the cardholder's ID is required.



Chaperones & Additional Guests

- Any parent/teacher chaperones that are not included in the school reservation must pay the regular admission rate of \$27 to enter the Zoo.
- Parent chaperones that bring children who are not part of the class, must pay the regular admission rate for each child (children ages 2-12 are \$22 and children under 2 are free).

L.A. Zoo Members

- Chaperones who will be using L.A. Zoo Memberships must enter through the member entrance at the main gate.

Changes to Reservation

- If you have changes in your reservation count, you must contact the Reservations Office no later than 48 hours prior to your visit to check if space is available to increase the number of people on your reservation.

Email: lazoo.reservations@lacity.org

Phone: (323) 644-4211 x 1

Plan Your Visit

To ensure a successful day at the Zoo, it's essential to plan your visit in advance and communicate these plans with all of your chaperones.

Daily Activities

Visit our webpage to see what daily talks and presentations are happening at the Zoo!



World of Birds Show

The Angela Collier World of Birds Show has been captivating and informing audiences for nearly 40 years. The free-flight presentation features a variety of birds from across the globe demonstrating behaviors.

- **When:** 12 p.m. Daily (except Tuesdays), *weather permitting*
- **Duration:** 20 minutes
- **Where:** The World of Birds theater is just past the Rainforest of the Americas habitat. It is a 20-minute walk from the entrance once you are inside the Zoo.
- **IMPORTANT:** To ensure the safety of both the birds and staff, please arrive early and be prepared to stay for the entire duration of the show.

Tom Mankiewicz Conservation Carousel

Featuring 64 unique hand-carved wooden figures and a universally accessible standing chariot, the carousel is located next to Treetops Terrace. Children under 42 inches in height must be accompanied by one adult (at no additional charge).

- Open daily, 10:30 a.m. to 4 p.m.
- Ticket purchase required.

Suggested Routes Based on Time

There are so many things to explore at the L.A. Zoo. Here are some suggestions on how to plan your visit based on the time you have available.

- **1.5-2 hours**
 - [Entry Promenade](#) → [LAIR](#) → [Australia](#) → [Gorilla](#) → [Cape Vulture](#) → [Giraffe](#) → [Chimpanzee](#) → [Orangutan](#) → [Exit](#)
- **2-3 hours**
 - [Entry Promenade](#) → [LAIR](#) → [Australia](#) → [Gorilla](#) → [Cape Vulture](#) → [Giraffe](#) → [Chimpanzee](#) → [Tiger](#) → [Rhino](#) → [Tortoise](#) → [Jaguar](#) → [Otters](#) → [Exit](#)
- **3+ hours**
 - [Entry Promenade](#) → [LAIR](#) → [Australia](#) → [Gorilla](#) → [Cape Vulture](#) → [Giraffe](#) → [Chimpanzee](#) → [Tiger](#) → [Rhino](#) → [Bird Show \(12PM\)*](#) → [Jaguar](#) → [Otters](#) → [Exit](#)
 - ***IMPORTANT:** World of Birds Show time is approximately 12:00-12:20PM, daily (except Tuesdays). If you plan to attend, please arrive early and plan to stay for the duration of the show.

Zoo Map



REFRESHMENTS COMIDA

- Reggie's Bistro**
- Zoo Grill**
- Sweet Treats**
- Beansprouts**
- Churro Factory**
- Fork in the Road**
- Mahale Café**
- Pink's Hot Dogs**

- Restrooms**
Baños
- Gifts/Souvenirs**
Regalos/Recuerdos
- Safari Shuttle Station**
Parada para el Safari Shuttle
- Safari Shuttle Route**
Ruta de Safari Shuttle
- Security**
Seguridad
- First Aid**
Primeros Auxilios
- Hydration Station**
Estación de Hidratación

Protect and Respect Please do not feed the animals or vandalize the plants.

All of the Zoo's animals need special diets to stay healthy. The wrong food can make them sick. Feeding the animals may result in removal from the Zoo. All of the Zoo's plants represent part of our living collection. Please respect them by staying out of planted areas.

Protege y Respeta

Por favor, no alimentes a los animales ni destruyas las plantas.

Todos los animales del zoológico necesitan una dieta especial para mantenerlos saludables. El darles un alimento equivocado puede causarles alguna enfermedad. Si alimentas a los animales puede provocar que te pidan salir del zoológico. Todas las plantas del zoológico representan una parte de nuestra colección de seres vivos. Por favor, respátales quedándote fuera de las áreas que tengan plantas.

Do Not Graffiti

Graffiti vandalism is punishable by up to one year in jail and/or a \$5,000 fine, and may result in removal from the Zoo. Los Angeles Penal Code 594.

No Pinte Graffiti

Pintar graffiti es un acto de vandalismo castigable con un año de cárcel y/o una multa de hasta \$5,000, y puede provocar que te pidan salir del Zoológico. Código Penal de Los Angeles 594.

NO TRESPASSING

No unauthorized entry into the Los Angeles Zoo or animal enclosures allowed. CAL. PENAL CODE SECTIONS 555 AND 602.13

PROHIBIDO EL PASO

No se permite la entrada sin autorización al Zoológico de Los Angeles o a los recintos de los animales. SECCIONES 555 Y 602.13 DEL CÓDIGO PENAL DE CALIFORNIA.

Smoking is prohibited on Zoo grounds LAMC Sec.63.44

Se prohíbe fumar en el parque Zoológico LAMC Sec.63.44



Animal locations are subject to change.
La ubicación de los animales está
sujeta a cambios.

PLAN YOUR VISIT!

¡PLANIFICA TU VISITA!

Access maps, hours, program
times, and more.

Mapa de acceso, horario, horario
de programas, y mas



www.lazoo.org/map



Day of Your Visit



Before You Arrive

- Plan to arrive 20 minutes prior to your scheduled entrance time. We are not able to accommodate earlier arrivals.
 - The check-in process will take approximately 15–20 minutes per bus load.
- Groups will check in at the school group entrance in the Children's Discovery Center (double glass doors to the right of the main entrance).
- Please have total fees collected and an accurate count of students and chaperones **before** you reach the Zoo's school group check-in area.

Checking In

- To expedite the admission process, please have the accurate count of students and chaperones, and have your payment ready prior to going to the check-in window.
- Students and chaperones must remain on the bus until met by one of our Zoo Guest Services staff. Please do not unload the bus before receiving instructions from the Guest Services staff.
 - This procedure is necessary for everyone's safety.
- Once the contact teacher returns to the group with the admission tickets for the group, a Guest Services staff person will direct the group off the bus and to the entrance.

Lunch

- There are no lunch storage facilities.
- Please have a lunch plan ready before you arrive.
- We recommend that your students carry their lunches with them.
- We have various picnic sites inside the Zoo.
- If you would like to order pre-packaged zoo lunches, please contact the Zoo's Visitor Services Office at least two weeks prior to your visit at (323) 741-0366.

Minimum Order of 30 Guests
Kids Boxed Lunches – \$13 each

Includes:

Sunflower Butter & Jelly **OR** Turkey & Cheese
Crackers | Whole Fruit | Juice Box
Freshly Baked Cookie

Water



- There are Hydration Stations around the Zoo to refill water bottles. Please scan the QR code to access the map to find the closest Hydration Station.



Rainy Days

- The Zoo is open rain or shine. We do not have indoor activity areas for rainy days.



Day of Your Visit

Restrooms

- There are restrooms located throughout the zoo (refer to map for specific locations).
- All gender restrooms are located on the second floor of the Children's Discovery Center (to the right as you enter through the school groups entrance).

Emergencies

- In an emergency, look for a zoo staff member wearing a zoo uniform shirt and name badge or a member of Zoo Security.

Special Needs & Accessibility

The Los Angeles Zoo welcomes all guests. We are happy to help make your visit to the Los Angeles Zoo a safe, memorable, and enjoyable one. The following information is provided to assist you in planning your visit.

- **Service animals** are allowed in many parts of the Zoo. Any guest with a service animal must check in with a Guest Services representative prior to entry. If you plan to bring your service animal to the Zoo, please read the Service Animals Guidelines to learn more about what you'll need to be aware of to make your trip a safe one for yourself, your service animal, the Zoo's animals, and other guests.
- **KultureCity Sensory Inclusion**– The Los Angeles Zoo is a KultureCity certified sensory inclusive venue. The Zoo offers specialized **sensory bags** that are available for check out at the Stroller Rental & Return Kiosk which is just past the Entry Plaza stairs and across from Reggie's Bistro.
- **Social Story**– click the KultureCity logo to read the Zoo's social story to help prepare your for your visit.



To learn more about the Zoo's accessibility and services, please click here to visit our webpage.



Visit Like a Scientist

To help your students make the most of their visit, try these techniques. that can be used before your visit or as follow up activities after your visit.

Visit Like a Scientist

- Scientists take time to closely observe the world around them. While you are at the Zoo, encourage your class to visit like a scientist.
- Take time to practice the following:

Making Observations

Have students practice making observations using the phrase, "**I notice...**"

[Click here to practice making observations of the Zoo's Peninsular Pronghorns.](#)

Asking Questions

Have students practice asking questions using the phrase, "**I wonder...**"

[Click here to practice asking questions with a Zoo educator.](#)

Forming a Hypothesis

Have students practice forming a hypothesis using the phrase, "**I think...**"

[Click here to practice forming a hypothesis with a Zoo educator.](#)

Post Visit Activities

Kindergarten-2nd Grade: Draw a habitat

- Students can recall their favorite Zoo animal and draw its habitat. Encourage students to include food, water, and shelter for their animal.

3rd-5th Grade: Animal Observations Activity

- Students can continue to practice making observations analyzing their data. Find a video of your favorite animal or [use this one of our Peninsular Pronghorn at the Zoo.](#)





IF I WAS A SCIENTIST...

Name: _____

Why is it important for people to study animals ?

If you were a scientist, which animal would you choose to study and why?



Draw a Habitat

A habitat is a home. It's where an animal can find food, water and shelter.
Pick an animal that you saw at the L.A. Zoo and draw its habitat.

A large, empty rectangular box with a black border, intended for a child to draw an animal's habitat.




Animal Observations

Name: _____

Date: _____

Let's make some animal observations!



What is an Ethogram?

An ethogram is a tool often used by scientists when they are studying animal behavior. Ethograms list all of the behaviors that a scientist might notice when observing their focus animal.

Researchers at the L.A. Zoo use ethograms to help us better understand the animals at the zoo and in the wild.

Materials:

Timer, Pencil, & Ethogram chart (this sheet)

Activity:

In this activity, you will be a research scientist observing an animal at the L.A. Zoo.

1. Select one animal to observe. This will be your focus animal.
2. Observe your focus animal and every 30 seconds, mark the behavior you notice on the Ethogram.

Ethogram:

TIME	FEEDING	RESTING	MOVING	NOT VISIBLE	OTHER
0:30					
1:00					
1:30					
2:00					
2:30					
3:00					
3:30					
4:00					
4:30					
5:00					

Behavior Key

Feeding:

The animal is eating, foraging for food, or drinking water.

Resting:

The animal is sitting, lying down, sleeping, or relaxing.

Moving:

The animal is walking or running.

Not Visible:

The animal you are observing is off screen or not visible.

Other:

The animal is doing something different than the behaviors listed.

Describe or draw your focus animal.

Draw or describe your focus animal's home.

Analyze Your Data



Now that you have collected your data, it is time to analyze it.

Plot Your Data

Using the data you recorded on your ethogram, count the number of times you observed a behavior and fill in the chart.

Example:

FEEDING

RESTING

MOVING

NOT VISIBLE

OTHER

10					
9					
8					
7					
6					
5					
4					
3					
2					
1					
	FEEDING	RESTING	MOVING	NOT VISIBLE	OTHER

What behaviors did you observe most in your focus animal?

Do you think the animal's behavior would change if external factors, like weather or time of day, were different? How so?

What else do you wish you could find out about your animal?

