



Marsupial Madness

Australia's Pouched Mammals

LA ZooCamplette
PreK-2nd Grade



A Note to Parents and Guardians:

Zoo Camp is one of our favorite times of the year. We love getting to know our campers as we investigate animals, go on adventures, and – maybe most of all – have sing-alongs at the end of the day.

We're privileged to act as mentors in exploring nature for the children in our care.

This summer is a little different, but kids still need animals, adventures, and mentors to inspire them. We're pleased to share ZooCamplettes: four fun activity packs that each explore a different Zoo theme. All of us can be nature mentors, and we hope you use them as inspiration for your own adventures this summer. Just don't forget to join us for a sing-along at the end of the day.

Supply List:

- paper plate
- scissors
- string/yarn
- paint
- Q-tips
- salt
- flour
- water
- bread
- butter/butter substitute
- newspaper/magazines
- glue
- paper



Famous Marsupials



[Click here for a koala video!](#)

Koala

Koalas eat Eucalyptus & get water from the leaves. They are excellent climbers but sleep about 20 hours a day!

Kangaroo

Kangaroos are the tallest marsupials & can grow up to 6.5 feet tall! They move around by hopping!




[Click here for a kangaroo video!](#)

Wombat

Wombats are excellent diggers! Their pouches are upside down to prevent dirt from getting inside. Also their poop is cube-shaped, so it doesn't roll around!



[Click here for a wombat video!](#)




Joey Pouch

→ Parental Involvement: High

Marsupials are animals with pouches. When their babies (called "Joeys") are born, they are as tiny as jelly beans! Joeys crawl into their mom's pouch & stay there until they are big enough to venture out on their own!

How do other types of animals carry their babies after they are born?

1. Cut a paper plate in half.
2. Align edges of plate together and staple or glue together.
3. Using Q-tips, paint a design on the plate using dots (traditional Australian Aboriginal style of art).
4. After the paint dries, hole punch each side and attach string.
5. Tie pouch around waist.





Marsupials and humans are types of mammals. What makes an animal a mammal?

Salt Dough Joey

→ Parental Involvement: Medium

When marsupials are born, they do not have fur, and they cannot see or hear. However, the joey crawls through its mom's fur until it reaches her pouch. Inside the pouch, the joey will drink milk to grow and develop for about 6 months! When the joey grows too big for the pouch, they come out to dig, hop, or climb with their mom.

1. Mix 2 tablespoons flour with 1 tablespoon of salt.
2. Mix in 1 tablespoon of water until it looks like clay.
3. Mold dough into a "jelly bean" shape.
4. Use a toothpick to draw eyes and little arms.
5. Let joey dry and harden.
6. Paint joey pink. (optional)
7. Place joey into pouch.

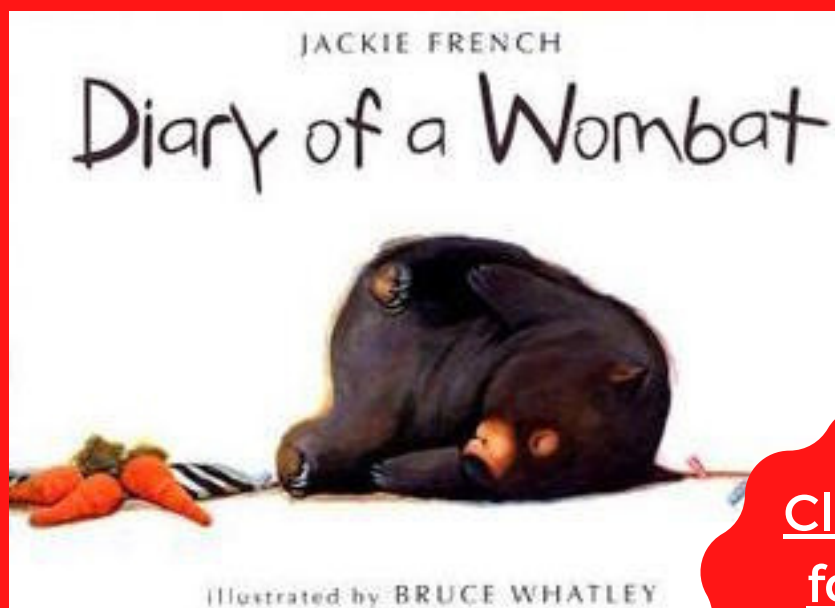


A popular snack of kids in Australia:

Fairy Bread

→ Parental Involvement: Low

1. Choose a bread slice.
2. Spread butter or butter substitute onto bread.
3. Apply a layer of sprinkles to bread.
4. Enjoy eating your Fairy Bread while listening to a story!




[Click here](#)
[for story](#)
[time with](#)
[a wombat!](#)

Wombats (like the one in the story) are excellent diggers. Their marsupial cousins, kangaroos, are excellent jumpers! Kangaroos can jump up to 25 feet in a single bound. However, koalas spend most their time resting, about 20 hours a day!

••• Move Like a Marsupial •••

→ Parental Involvement: Low

Can you jump like a kangaroo?



Can you burrow like a wombat?

Can you rest like a koala?






Paper Koala Face

→ Parental Involvement: Low

Just like in the story, wombats eat a lot of different foods, but koalas eat only 1 type of food. Koalas eat eucalyptus! They eat so many eucalyptus leaves that they even smell like eucalyptus!

Eucalyptus grows here in LA. Do you have Eucalyptus in your neighborhood?




1. Rip newspaper or magazine pages into medium-sized pieces.
2. Glue pieces to a paper plate.
3. Decorate with eyes, nose, and ears.

Bonus: Spray with eucalyptus oil to smell like a koala!

Camp Rally

with your Zoo Camp team



[Click here to
sing along at
Camp Rally.](#)



Thank you for joining us!
We hope to see you again soon!