



Backyard Pals

Nature In My Neighborhood

LOS ANGELES ZOO CAMPLETTE
GRADES 3-5



A Note to Parents and Guardians:

Zoo Camp is one of our favorite times of the year. We love getting to know our campers as we investigate animals, go on adventures, and – maybe most of all – have sing-alongs at the end of the day. We're privileged to act as mentors in exploring nature for the children in our care.

This summer is a little different, but kids still need animals, adventures, and mentors to inspire them. We're pleased to share ZooCamplettes: four fun activity packs that each explore a different Zoo theme. All of us can be nature mentors, and we hope you use them as inspiration for your own adventures this summer. Just don't forget to join us for a sing-along at the end of the day.



Supply List:

Scavenger Hunt:

- Paper, pencil or pen

Solitary Bee House

- Paper straws, string, tape, scissors

Pollinator Paper Roll

- Toilet paper tube; paper; glue or tape; crayons, markers, or paints.

Bird Feeder:

- String, scissors, Cheerios

Owl Rice Cake [Snack]

- Apple, banana, blueberries, Cheerios, rice cake, peanut butter (or equivalent)

Pet Enrichment

- Assorted household items, like towels, cardboard boxes, chairs; pet treats.

Know Your Neighbors



Local Birds

Birds of all shapes and sizes live near humans. How do birds use our trees and gardens?

[\[Click here for video\]](#).



Yellow-Faced Bumblebee

This is California's most common bee! Did you know they live in a burrow underground? What else makes this bee special?

[\[Click here for video\]](#).



Southern Mountain Yellow-Legged Frog

A true local! This endangered frog only lives in southern CA. How does your LA Zoo raise their babies?

[\[Click here for video\]](#).



Neighborhood Scavenger Hunt

Parental Involvement: Medium

Wild animals are our neighbors, too! Watching local wildlife from a safe distance can be lots of fun. What can you see in your neighborhood?

Fur & Feathers

- A squirrel in a tree
- The sound of a dog barking
- 2 different kinds of birds
- Challenge: A burrow

Bug & Buddies

- A snail
- Ants walking in a line
- A flying bug
- Challenge: A beetle

A Place for Backyard Pals

- A home for a bug
- A safe place for a bird's nest
- A nibbled-on leaf
- A spider's web
- A flower for a bee to nap in
- A tree for a squirrel
- 3 kinds of leaves
- Challenge: A place for you!



Pollinator? Polli-neighbor!

Parental Involvement: Medium to High

A **pollinator** is an animal that moves pollen from one part of a plant to another, or from one plant to another. Some plants need animal pollinators to make fruits or seeds, like raspberries. **Butterflies** and **bees** are perfect pollinators that can be found in your backyard!

[\[Click here for a local bee video\].](#)

Pollinator Paper Roll




1. On a piece of paper, design the outline of your pollinator's wings and antennae.
2. Decorate the wings, antennae, and paper roll with marker, crayon, pencil or paint.
3. Cut out wings and antennae.
4. Glue, tape, or staple your wings and antennae to the paper roll.
5. Add final touches, then share your craft with a pal!

Local Eats: Bird Feeder

Parental Involvement: Low

Host a meal for your backyard birds! Many local birds, like **dark-eyed juncos**, **mourning doves**, and **house sparrows**, like to eat seeds and grains. Because they live near humans in cities and towns, they have discovered that (plain) cereal is a tasty treat. You may even see a **squirrel** snacking on cereal, too!




1. Cut string into different size pieces.
2. String your Cheerios. Keep an eye on the ends of each string so your cereal does not fall off.
3. Get creative! Tie or loop your cereal strings together however you would like.
4. Hang your bird feeder, and grab a snack of your own to enjoy with your backyard pals!



Local Eats: Owl Rice Cakes

Parental Involvement: Medium



Barn owls, great horned owls, and western screech owls all call Los Angeles home! They keep our city healthy by controlling the pest population. One barn owl can eat 3,000 rodents (like mice, rats, and gophers) each year. Thanks, owls!


While we do not snack on the same food as our owl pals, we can have an owl-inspired snack!

1. Spread peanut butter or your spread of choice over a rice cake.
2. With an adult's help, slice a banana & apple to make the eyes, beak, & wings.
3. Use your fruit and Cheerios to make the body and face of your owl.
4. Enjoy your snack!



Pet Pals

Parental Involvement: Low



One animal you may notice in your backyard is a **pet**! A pet is an animal that people keep as a companion. **Dogs** and **cats** are the most popular pets, but there are lots of animals that make good pets. How can you tell if your pal is a pet or is a wild animal? Ask yourself these questions:

1. What does this animal eat? Is it easy to get?
2. How fast does it grow up?
3. Is it calm around people?
4. Does it try to run away or escape?
5. What kind of family unit does it live in?

Give it a try!

Watch this video of Ayana, an **African Painted Dog**. What do you think? Is she a pet? [\[Click for video\]](#).





Enrichment helps animals exercise their brains and bodies. It's not just for zoo animals -- our pets love it too! Here are some enrichment ideas for your dog or cat:

- Make an obstacle course with cardboard boxes and household items
- Recycle old shirts or towels and braid them into a rope toy
- Roll treats in a towel for your pet to find



Thank you
for joining
Virtual Zoo Camp!



[Click here for
Camp Rally.](#)



**Thank you
for joining us!**

**[Click here for
Camp Rally.](#)**

