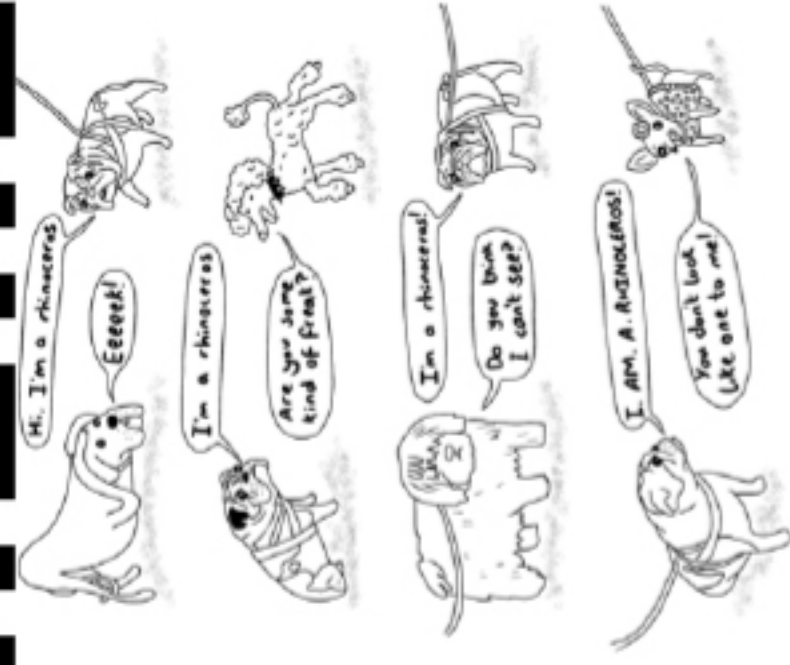






Lulu looks like a bulldog but she sees herself as a Rhinoceros!




Lulu decides to tell everyone that she is really a rhinoceros but they keep telling her she doesn't look like one. Some of the other dogs are quite rude.




Next, Lulu uses a banana which works, but all the other dogs laugh at her.



Lulu thinks that if she had a horn, the others would see the real her. Lulu uses an ice-cream cone but it is too cold!



Lulu uses a sock that is too stinky, and a traffic cone which is too big.



...the zoo! She finds herself in an enclosure full of rhinos!



A tickbird sees Lulu and that they realise they need each other! Lulu feels happy!

Read and Sequence Activity


This reading activity is to be cut out, then read and sequenced into the correct order. children can complete the task in their school book or make a paper booklet to create their own mini book!

6 Page Paper Booklet

Here is a suggestion for making a mini book so that each part of the story can be cut out and stuck in order. You can make many of these linked together to make longer books! You will need two of these for this Read and Sequence activity.



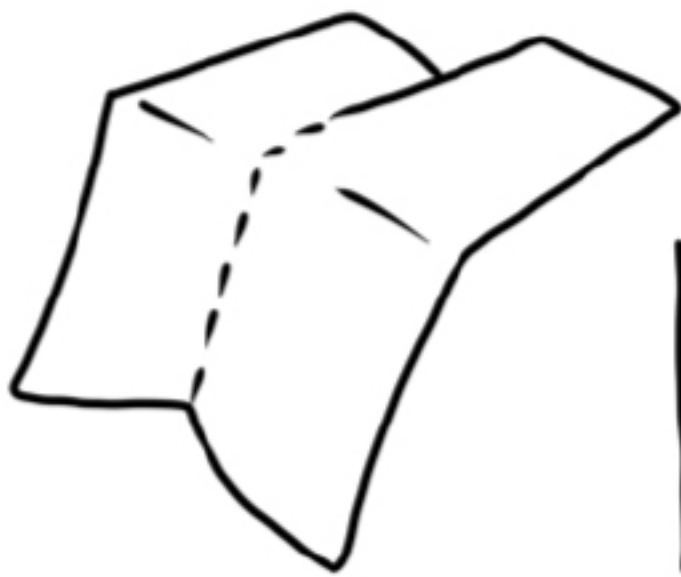
Start with a piece of paper.



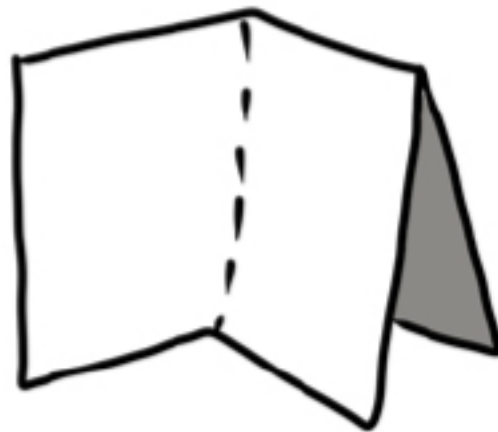
Fold in half length ways.




Open up again.




Fold in half the other way.



Flatten along the crease.



cut the top fold from one edge to the middle crease



Fold in the front flap to the front, and the back flap to the back.



A finished 6 page booklet

Read & Sequence Activity courtesy of @andiesartforteaching

